

Scaled data based on original data using  
LM-79-08 Approved Method: Electrical and Photometric Measurements of Solid-  
State Lighting Products

Test Report Prepared for  
Cooper Lighting Solutions  
(formerly Eaton)

Brand: McGRAW-EDISON

Report Number: P228089

Luminaire Tested: **ISS-AF-800-LED-E1-SL2-7030**

Issue Date: 3/3/2020

**Test Information**

Test Method: LM-79-08  
Report Number: P228089  
TEST IS SCALED FROM IESNA LM-79-08 TEST DATA (P29761)  
Test Lab: INNOVATION CENTER-P2  
Issue Date: 3/3/2020  
Manufacturer: COOPER LIGHTING SOLUTIONS (FORMERLY EATON)  
Product Line: MCGRAW-EDISON  
Catalog Number: ISS-AF-800-LED-E1-SL2-7030  
Description: IMPACT ELITE LED QUATER SPHERE LUMINAIRE  
LIGHT SQUARE WITH ACCULED OPTICS-TYPE II W/SPILL CONTROL  
Light Source: (16) 3000K CCT, 70 CRI LEDs  
Ballast/Driver: ELECTRONIC DRIVER

**Summary**

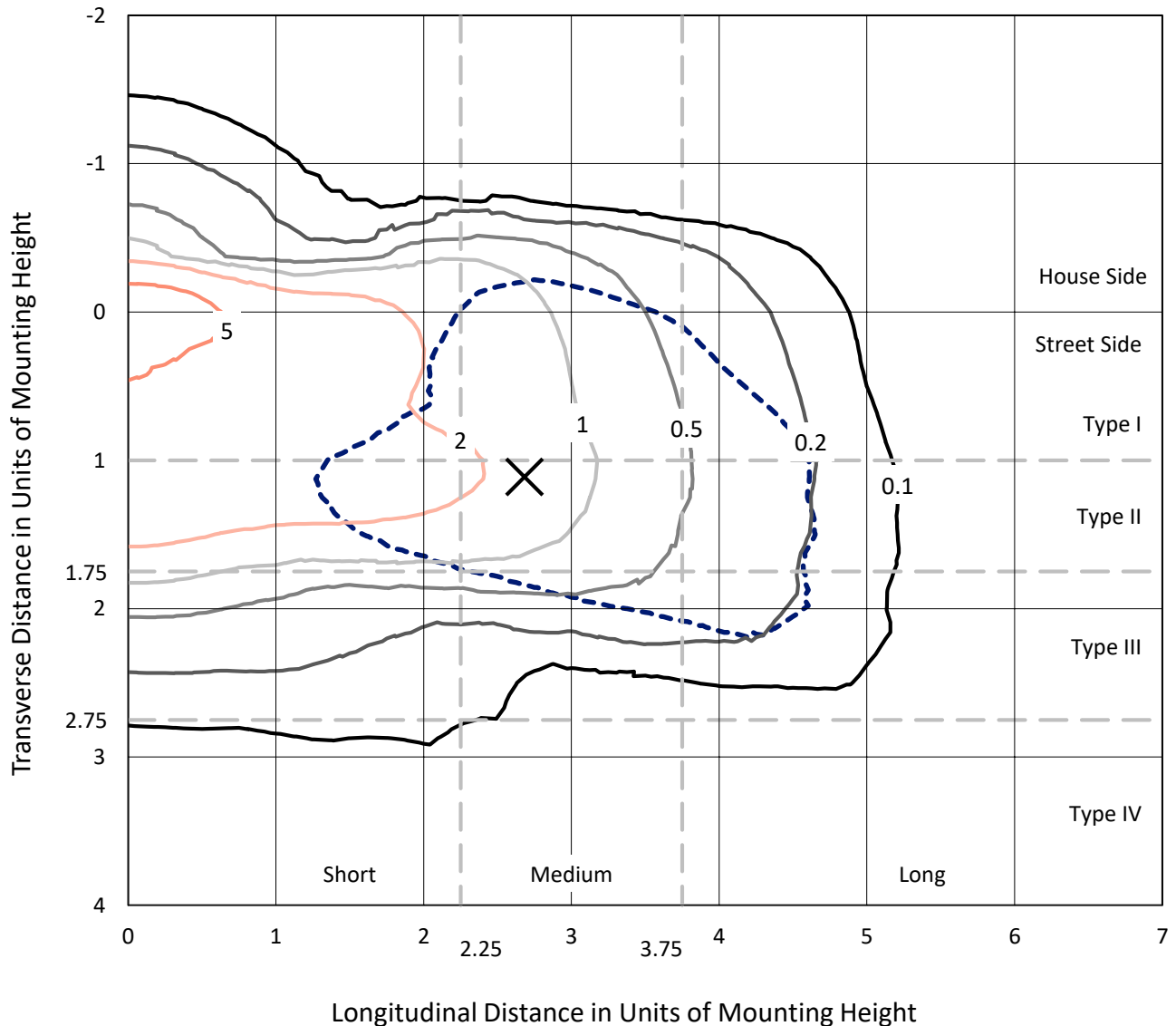
Lumens per Lamp: N/A  
Luminaire Lumens: 4096 lumens  
Efficiency: N/A  
Efficacy: 94.2 lumens/watt  
Luminous Opening: Rectangular (W 0.5' x L: 0.5' x H: 0')  
IES Classification: Type III - Medium - Non-Cutoff  
BUG Rating: B1 - U0 - G1  
  
Input Watts (W): 43.5  
Input Voltage (V): 120  
Input Current (Ain): NR  
Voltage Rise (V): NR  
Power Factor: NR  
Total Harmonic Distortion (THDi): NR  
Frequency (hertz): 60  
Stabilization Time: NR  
Operation Time: NR  
Ambient Temperature (°C): NR  
Test Distance: 25 FT



REPORT NUMBER: P228089  
 CATALOG NUMBER: ISS-AF-800-LED-E1-SL2-7030

### Iso-Footcandle Lines of Horizontal Illumination

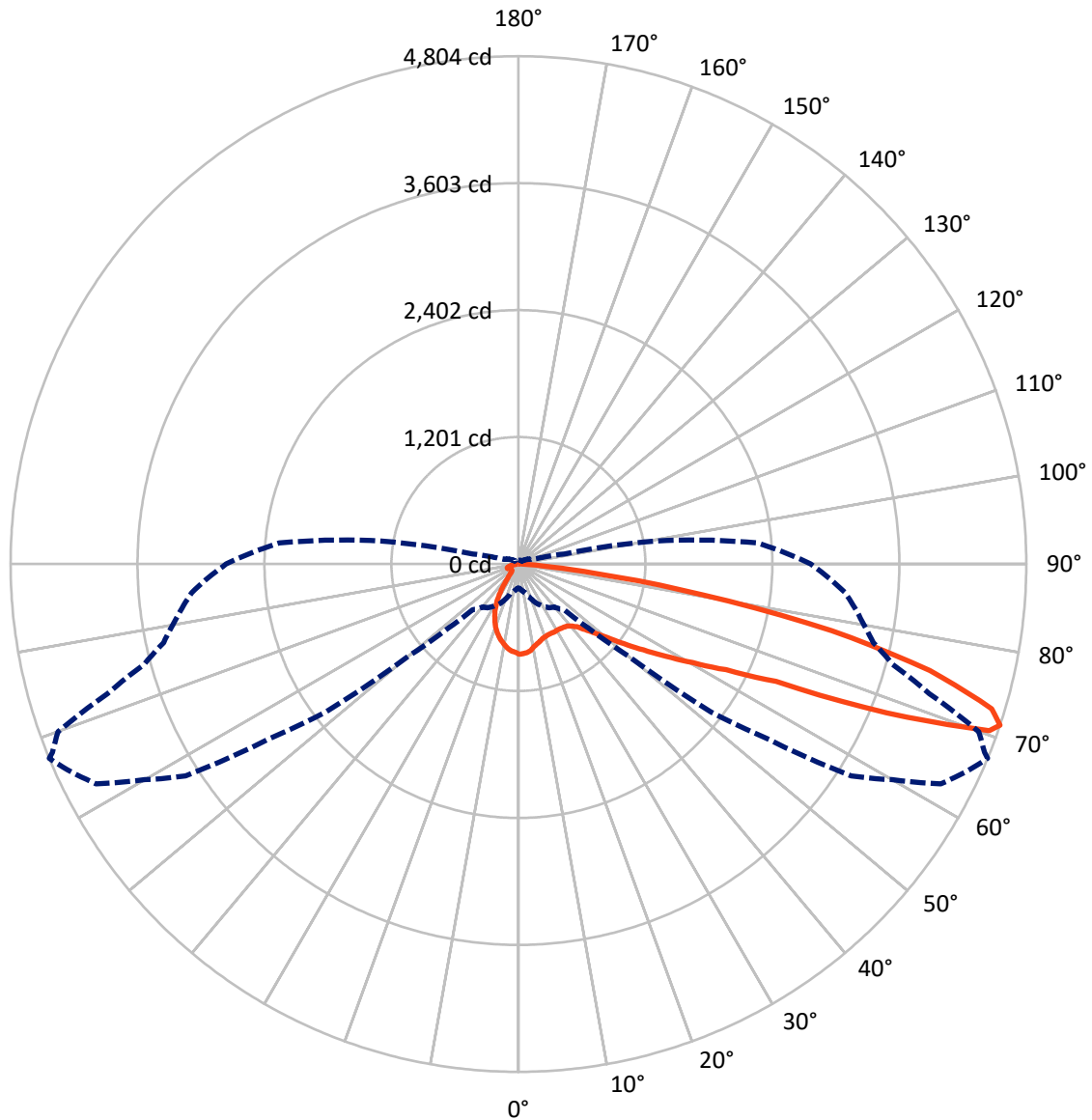
× Max cd  
 - - - 1/2 Max cd



Based on 10 foot mounting height. Maximum calculated value = 8.5 fc  
 Type III - Medium - Non-Cutoff

REPORT NUMBER: P228089  
CATALOG NUMBER: ISS-AF-800-LED-E1-SL2-7030

### Luminous Intensity Polar Plot



— Vertical Plane Through 67.5-Deg Lateral    - - - Horizontal Cone Through 71-Deg Vertical

REPORT NUMBER: P228089

CATALOG NUMBER: ISS-AF-800-LED-E1-SL2-7030

**FLUX DISTRIBUTION:**

		Downward	Upward	Total
<b>House Side</b>	Lumens	690.2	0.0	690.2
	% Fixture	16.9	0.0	16.9
<b>Street Side</b>	Lumens	3405.8	0.0	3405.8
	% Fixture	83.1	0.0	83.1
<b>Total</b>	Lumens	4096.0	0.0	4096.0
	% Fixture	100.0	0.0	100.0

**ZONAL LUMENS:**

Zone	Lumens	% Fixture
0°-10°	74.5	1.8
10°-20°	178.2	4.4
20°-30°	242.3	5.9
30°-40°	331.2	8.1
40°-50°	499.0	12.2
50°-60°	790.9	19.3
60°-70°	1047.0	25.6
70°-80°	834.1	20.4
80°-90°	98.9	2.4
90°-100°	0.0	0.0
100°-110°	0.0	0.0
110°-120°	0.0	0.0
120°-130°	0.0	0.0
130°-140°	0.0	0.0
140°-150°	0.0	0.0
150°-160°	0.0	0.0
160°-170°	0.0	0.0
170°-180°	0.0	0.0
0°-90°	4096.0	100.0
0°-180°	4096.0	100.0

**Coefficient of Utilization**



REPORT NUMBER: P228089

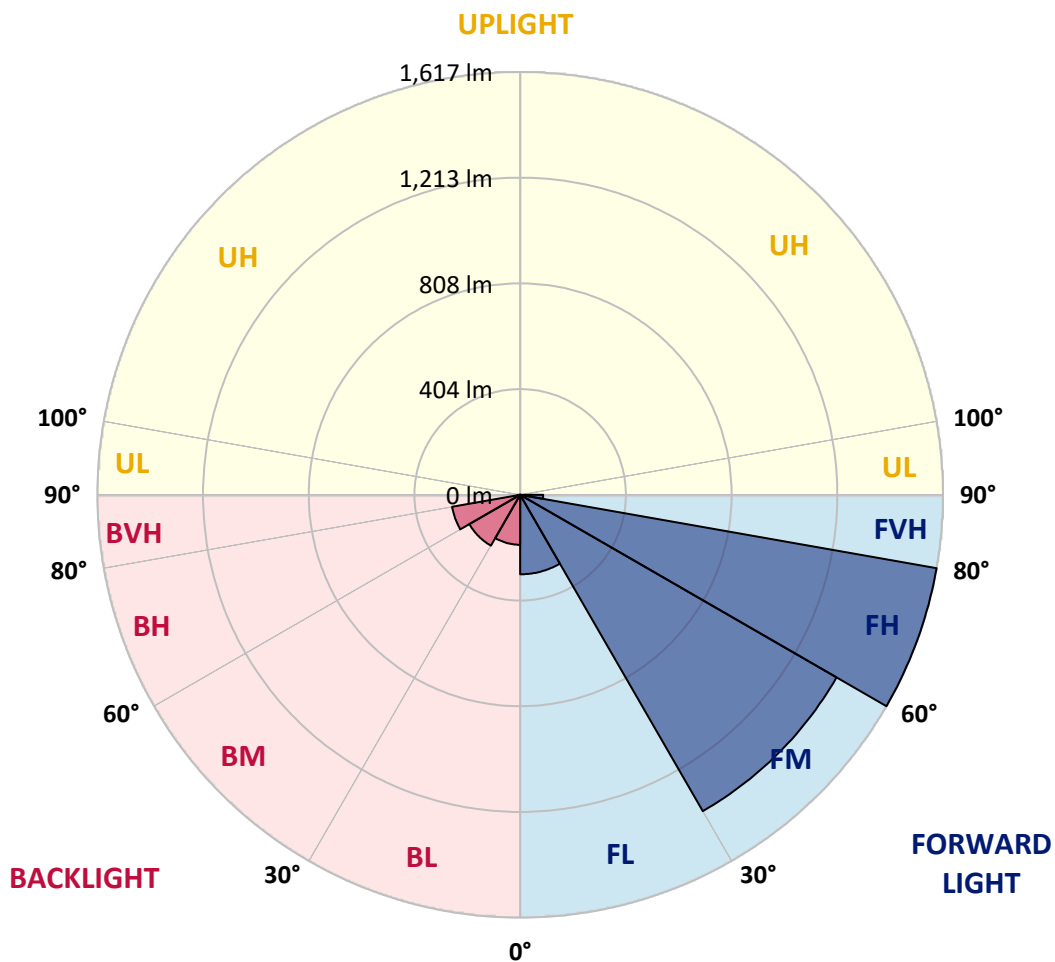
CATALOG NUMBER: ISS-AF-800-LED-E1-SL2-7030

**LUMINAIRE CLASSIFICATION SYSTEM LUMEN TABLE AND BUG RATING:**

Zone		Lumens	% Fixture	Zone Rating/Lumen Limit		
				B	U	G
FL	(0°-30°)	303.9	7.4			
FM	(30°-60°)	1396.8	34.1			
FH	(60°-80°)	1616.9	39.5			G1/1800
FVH	(80°-90°)	88.2	2.2			G1/100
BL	(0°-30°)	191.1	4.7	B1/500		
BM	(30°-60°)	224.3	5.5	B1/1000		
BH	(60°-80°)	264.2	6.4	B1/500		G1/500
BVH	(80°-90°)	10.7	0.3			G1/100
UL	(90°-100°)	0.0	0.0		U0/0	
UH	(100°-180°)	0.0	0.0		U0/0	

**BUG Rating: B1-U0-G1**

Type III Medium





REPORT NUMBER: P228089  
 CATALOG NUMBER: ISS-AF-800-LED-E1-SL2-7030

**CANDELA DISTRIBUTION (FULL):**

	0°	5°	15°	25°	35°	37.5°	40°	42.5°	45°	47.5°	50°
0°	853.6	853.6	853.6	853.6	853.6	853.6	853.6	853.6	853.6	853.6	853.6
2.5°	837.8	835.0	835.0	839.3	846.4	840.7	845.0	845.0	846.4	850.7	852.1
5°	776.4	770.6	776.4	782.1	797.8	794.9	799.2	803.5	812.1	813.5	825.0
7.5°	720.6	717.7	722.0	733.5	753.5	747.8	753.5	759.2	769.2	773.5	784.9
10°	677.7	673.4	679.1	687.7	707.7	706.3	709.2	716.3	727.7	730.6	744.9
12.5°	646.2	646.2	649.1	660.5	677.7	676.3	684.8	689.1	699.1	702.0	717.7
15°	630.5	626.2	631.9	642.0	659.1	659.1	664.8	669.1	683.4	684.8	699.1
17.5°	616.2	617.7	619.1	630.5	646.2	643.4	650.5	653.4	669.1	666.3	683.4
20°	616.2	619.1	617.7	624.8	636.2	630.5	639.1	640.5	657.7	653.4	672.0
22.5°	633.4	636.2	631.9	630.5	634.8	630.5	634.8	637.7	650.5	647.7	664.8
25°	663.4	669.1	663.4	653.4	649.1	637.7	640.5	644.8	654.8	647.7	663.4
27.5°	710.6	714.9	704.9	694.9	674.8	662.0	657.7	656.3	667.7	656.3	669.1
30°	764.9	770.6	762.1	743.5	714.9	693.4	684.8	680.6	687.7	670.6	683.4
32.5°	823.5	829.3	823.5	809.2	770.6	739.2	727.7	717.7	723.5	700.6	706.3
35°	883.6	889.3	895.0	886.4	836.4	800.7	782.1	773.5	772.1	743.5	744.9
37.5°	936.5	942.2	960.8	969.4	923.6	875.0	857.8	839.3	840.7	800.7	800.7
40°	1000.8	1008.0	1032.3	1052.3	1022.3	963.6	943.6	923.6	923.6	870.7	872.1
42.5°	1088.0	1096.6	1112.3	1139.5	1129.5	1069.5	1048.0	1020.8	1023.7	960.8	959.4
45°	1211.0	1216.7	1216.7	1233.9	1235.3	1178.1	1163.8	1136.6	1142.4	1062.3	1066.6
47.5°	1371.1	1364.0	1335.4	1345.4	1356.8	1296.8	1283.9	1266.8	1273.9	1188.1	1196.7
50°	1519.8	1514.1	1455.5	1458.3	1499.8	1438.3	1434.0	1412.6	1422.6	1336.8	1349.7
52.5°	1575.6	1565.6	1507.0	1538.4	1654.2	1619.9	1627.1	1617.0	1622.8	1531.3	1528.4
55°	1512.7	1512.7	1476.9	1534.1	1770.0	1788.6	1847.2	1870.1	1894.4	1802.9	1782.9
57.5°	1338.2	1349.7	1355.4	1456.9	1751.4	1831.5	1943.0	2040.2	2164.6	2158.9	2188.9
60°	1049.4	1069.5	1102.3	1268.2	1671.4	1802.9	1947.3	2093.1	2264.7	2374.8	2537.8
62.5°	736.3	753.5	780.6	895.0	1438.3	1664.2	1873.0	2097.4	2316.2	2489.2	2703.7
65°	500.4	517.6	574.8	637.7	867.9	1196.7	1515.5	1887.3	2220.4	2542.1	2830.9
67.5°	360.3	370.3	414.6	520.4	577.6	637.7	756.3	1193.8	1604.2	2251.9	2673.6
70°	270.2	280.2	320.3	437.5	507.6	523.3	551.9	629.1	733.5	1265.3	1818.6
71°	225.9	240.2	288.8	411.8	504.7	517.6	530.4	576.2	610.5	895.0	1349.7
72.5°	158.7	168.7	214.5	380.3	484.7	514.7	544.7	543.3	540.4	610.5	816.4
75°	101.5	101.5	101.5	214.5	517.6	499.0	510.4	571.9	540.4	513.3	537.6
77.5°	80.1	78.6	74.3	107.2	404.6	506.1	536.2	551.9	581.9	536.2	511.8
80°	60.0	58.6	58.6	67.2	187.3	327.4	453.2	503.3	524.7	570.5	520.4
82.5°	31.5	31.5	34.3	40.0	70.1	114.4	234.5	386.0	431.8	434.6	438.9
85°	10.0	8.6	11.4	18.6	30.0	37.2	65.8	155.8	231.6	280.2	296.0
87.5°	0.0	0.0	0.0	0.0	0.0	0.0	0.0	4.3	5.7	10.0	12.9
90°	0.0	0.0	0.0	0.0	0.0	0.0	0.0	0.0	0.0	0.0	0.0



REPORT NUMBER: P228089

CATALOG NUMBER: ISS-AF-800-LED-E1-SL2-7030

**CANDELA DISTRIBUTION (continued):**

	52.5°	55°	57.5°	60°	62.5°	65°	67.5°	68°	70°	72.5°	75°
0°	853.6	853.6	853.6	853.6	853.6	853.6	853.6	853.6	853.6	853.6	853.6
2.5°	847.8	853.6	849.3	855.0	847.8	856.4	849.3	853.6	855.0	849.3	856.4
5°	817.8	835.0	829.3	842.1	836.4	847.8	842.1	853.6	853.6	849.3	859.3
7.5°	780.6	797.8	799.2	812.1	812.1	826.4	826.4	837.8	843.6	843.6	857.8
10°	743.5	759.2	762.1	776.4	779.2	796.4	796.4	812.1	823.5	827.8	845.0
12.5°	714.9	734.9	734.9	750.6	747.8	773.5	776.4	790.6	802.1	812.1	835.0
15°	697.7	716.3	716.3	732.0	729.2	754.9	759.2	773.5	790.6	796.4	827.8
17.5°	680.6	699.1	694.9	716.3	714.9	743.5	740.6	762.1	776.4	784.9	820.7
20°	666.3	687.7	684.8	706.3	700.6	732.0	732.0	753.5	767.8	774.9	816.4
22.5°	659.1	682.0	676.3	697.7	693.4	724.9	724.9	746.3	762.1	773.5	815.0
25°	659.1	679.1	673.4	697.7	690.6	724.9	723.5	744.9	760.6	770.6	816.4
27.5°	662.0	682.0	677.7	700.6	694.9	724.9	727.7	746.3	762.1	773.5	819.2
30°	672.0	690.6	680.6	702.0	697.7	726.3	724.9	744.9	760.6	774.9	819.2
32.5°	693.4	703.4	690.6	709.2	700.6	729.2	729.2	743.5	762.1	779.2	819.2
35°	723.5	730.6	710.6	723.5	707.7	736.3	734.9	750.6	764.9	779.2	822.1
37.5°	766.3	774.9	743.5	754.9	729.2	752.0	746.3	764.9	779.2	787.8	836.4
40°	830.7	833.5	792.1	800.7	764.9	784.9	770.6	796.4	803.5	809.2	857.8
42.5°	909.3	912.2	859.3	865.0	819.2	836.4	812.1	839.3	849.3	847.8	900.7
45°	1006.5	1008.0	947.9	952.2	899.3	913.6	883.6	906.5	913.6	909.3	963.6
47.5°	1112.3	1123.8	1056.6	1062.3	1006.5	1013.7	976.5	1002.3	1002.3	998.0	1053.7
50°	1252.5	1269.6	1191.0	1199.6	1135.2	1140.9	1098.0	1125.2	1122.4	1110.9	1173.8
52.5°	1426.9	1442.6	1359.7	1371.1	1302.5	1305.4	1252.5	1283.9	1275.3	1256.7	1329.7
55°	1639.9	1641.3	1564.1	1574.2	1505.5	1501.2	1435.5	1474.1	1461.2	1435.5	1502.7
57.5°	1981.6	1940.2	1812.9	1810.1	1735.7	1730.0	1645.6	1692.8	1671.4	1617.0	1705.7
60°	2532.1	2544.9	2220.4	2170.4	2031.7	2005.9	1894.4	1948.7	1923.0	1834.4	1921.6
62.5°	2842.3	3046.8	3026.8	2846.6	2489.2	2392.0	2203.2	2267.6	2200.4	2070.3	2151.8
65°	3072.5	3349.9	3510.0	3683.0	3522.9	3125.4	2679.3	2769.4	2605.0	2357.7	2436.3
67.5°	3158.3	3492.9	3830.3	4076.2	4243.5	4273.5	3757.4	3781.7	3377.1	2882.4	2892.4
70°	2709.4	3202.6	3863.2	4174.9	4506.6	4669.6	4723.9	4698.1	4436.5	3735.9	3468.6
71°	2296.2	2893.8	3731.6	4079.1	4503.7	4661.0	4803.9	4755.3	4633.8	4074.8	3664.4
72.5°	1555.6	2306.2	3347.0	3787.4	4353.6	4468.0	4682.4	4596.6	4570.9	4327.8	3847.4
75°	732.0	1149.5	2177.5	2843.8	3684.5	3794.5	4019.0	3913.2	3846.0	3928.9	3660.2
77.5°	539.0	627.7	1195.3	1767.2	2679.3	2835.2	3028.2	2898.1	2812.3	2895.2	2707.9
80°	490.4	493.3	619.1	932.2	1598.5	1691.4	1764.3	1658.5	1528.4	1522.7	1349.7
82.5°	451.8	427.5	401.8	493.3	819.2	779.2	720.6	667.7	519.0	416.1	300.2
85°	287.4	314.5	285.9	270.2	326.0	268.8	213.0	204.5	144.4	97.2	90.1
87.5°	20.0	22.9	27.2	31.5	38.6	31.5	20.0	24.3	14.3	0.0	7.1
90°	0.0	0.0	0.0	0.0	0.0	0.0	0.0	0.0	0.0	0.0	0.0





REPORT NUMBER: P228089

CATALOG NUMBER: ISS-AF-800-LED-E1-SL2-7030

**CANDELA DISTRIBUTION (continued):**

	77.5°	80°	85°	90°	95°	100°	102.5°	105°	107.5°	110°	112.5°
0°	853.6	853.6	853.6	853.6	853.6	853.6	853.6	853.6	853.6	853.6	853.6
2.5°	846.4	853.6	856.4	855.0	852.1	849.3	839.3	846.4	836.4	843.6	835.0
5°	850.7	860.7	862.1	859.3	856.4	850.7	833.5	843.6	832.1	837.8	825.0
7.5°	849.3	865.0	866.4	863.6	857.8	847.8	830.7	837.8	819.2	823.5	806.4
10°	842.1	865.0	866.4	859.3	850.7	835.0	815.0	817.8	799.2	799.2	776.4
12.5°	835.0	862.1	869.3	859.3	845.0	823.5	800.7	797.8	776.4	774.9	749.2
15°	835.0	865.0	875.0	862.1	840.7	810.7	783.5	777.8	753.5	746.3	717.7
17.5°	833.5	865.0	879.3	862.1	836.4	797.8	763.5	757.8	726.3	714.9	682.0
20°	832.1	867.9	882.2	859.3	823.5	782.1	743.5	732.0	697.7	679.1	640.5
22.5°	830.7	873.6	885.0	856.4	815.0	762.1	722.0	702.0	662.0	637.7	591.9
25°	837.8	880.7	886.4	853.6	802.1	740.6	697.7	670.6	626.2	594.8	540.4
27.5°	840.7	887.9	889.3	847.8	786.4	717.7	672.0	634.8	584.8	546.2	484.7
30°	849.3	889.3	885.0	836.4	767.8	689.1	642.0	596.2	540.4	490.4	417.5
32.5°	852.1	893.6	882.2	823.5	749.2	660.5	607.6	554.7	487.5	428.9	340.3
35°	857.8	896.5	879.3	816.4	729.2	630.5	571.9	511.8	434.6	360.3	258.8
37.5°	866.4	909.3	886.4	813.5	719.2	604.8	531.9	467.5	371.7	284.5	171.6
40°	887.9	935.1	899.3	817.8	712.0	583.3	493.3	421.8	300.2	210.2	118.7
42.5°	930.8	979.4	932.2	839.3	716.3	564.7	453.2	373.2	227.3	150.1	98.7
45°	995.1	1036.6	986.5	875.0	733.5	554.7	416.1	323.1	163.0	120.1	90.1
47.5°	1089.5	1129.5	1066.6	932.2	763.5	550.5	377.5	270.2	125.8	108.7	87.2
50°	1213.9	1261.0	1182.4	1022.3	819.2	554.7	336.0	220.2	110.1	105.8	85.8
52.5°	1366.8	1412.6	1334.0	1155.2	910.7	579.0	291.7	191.6	104.4	104.4	84.4
55°	1539.8	1604.2	1527.0	1339.7	1052.3	631.9	264.5	181.6	104.4	105.8	82.9
57.5°	1744.3	1798.6	1730.0	1517.0	1222.4	719.2	267.4	191.6	104.4	105.8	81.5
60°	1944.5	2011.7	1933.0	1742.9	1416.9	850.7	326.0	243.1	108.7	110.1	81.5
62.5°	2153.2	2204.7	2140.3	1940.2	1637.1	1013.7	443.2	351.7	125.8	130.1	87.2
65°	2382.0	2466.3	2399.1	2234.7	1948.7	1273.9	666.3	527.6	185.9	151.6	95.8
67.5°	2778.0	2812.3	2779.4	2629.3	2313.3	1488.4	793.5	536.2	185.9	147.3	107.2
70°	3314.2	3236.9	3089.7	2809.5	2351.9	1335.4	569.0	327.4	158.7	140.1	112.9
71°	3438.5	3319.9	3102.6	2765.1	2271.9	1205.3	441.8	258.8	148.7	137.3	112.9
72.5°	3514.3	3337.0	3008.2	2635.0	2114.6	949.4	291.7	203.0	135.8	130.1	108.7
75°	3415.7	3088.3	2656.5	2280.4	1731.4	493.3	183.0	154.4	115.8	112.9	94.4
77.5°	2712.2	2424.9	1960.2	1657.1	1113.8	218.8	131.5	117.2	91.5	88.6	72.9
80°	1265.3	1015.1	594.8	510.4	350.3	128.7	90.1	80.1	65.8	62.9	51.5
82.5°	230.2	173.0	134.4	130.1	117.2	75.8	52.9	48.6	41.5	40.0	32.9
85°	78.6	75.8	57.2	57.2	58.6	40.0	30.0	28.6	21.4	21.4	14.3
87.5°	1.4	7.1	7.1	10.0	8.6	7.1	2.9	4.3	1.4	4.3	0.0
90°	0.0	0.0	0.0	0.0	0.0	0.0	0.0	0.0	0.0	0.0	0.0



REPORT NUMBER: P228089  
 CATALOG NUMBER: ISS-AF-800-LED-E1-SL2-7030

**CANDELA DISTRIBUTION (continued):**

	115°	117.5°	120°	122.5°	125°	127.5°	130°	135°	145°	155°	165°
0°	853.6	853.6	853.6	853.6	853.6	853.6	853.6	853.6	853.6	853.6	853.6
2.5°	842.1	830.7	840.7	830.7	836.4	825.0	832.1	827.8	827.8	823.5	820.7
5°	829.3	815.0	822.1	810.7	816.4	799.2	803.5	796.4	782.1	773.5	762.1
7.5°	810.7	789.2	794.9	777.8	782.1	759.2	763.5	750.6	723.5	706.3	689.1
10°	777.8	757.8	759.2	737.7	736.3	713.4	709.2	692.0	652.0	623.4	600.5
12.5°	744.9	722.0	719.2	693.4	689.1	662.0	656.3	629.1	570.5	514.7	479.0
15°	710.6	682.0	673.4	646.2	630.5	607.6	591.9	551.9	467.5	394.6	347.4
17.5°	672.0	634.8	621.9	590.5	567.6	533.3	510.4	456.1	347.4	268.8	235.9
20°	621.9	581.9	559.0	519.0	489.0	447.5	418.9	348.9	231.6	191.6	187.3
22.5°	566.2	519.0	490.4	440.4	403.2	358.9	313.1	235.9	164.4	155.8	161.6
25°	507.6	448.9	411.8	350.3	300.2	248.8	205.9	157.3	134.4	133.0	141.5
27.5°	437.5	370.3	317.4	244.5	198.7	158.7	140.1	124.4	114.4	115.8	124.4
30°	360.3	273.1	217.3	153.0	133.0	115.8	112.9	107.2	102.9	105.8	111.5
32.5°	268.8	174.4	140.1	110.1	108.7	98.7	101.5	98.7	97.2	98.7	102.9
35°	181.6	115.8	110.1	94.4	97.2	90.1	94.4	92.9	91.5	91.5	94.4
37.5°	125.8	95.8	98.7	87.2	91.5	85.8	90.1	88.6	87.2	85.8	87.2
40°	104.4	87.2	91.5	82.9	87.2	81.5	85.8	84.4	82.9	80.1	80.1
42.5°	95.8	82.9	87.2	78.6	84.4	77.2	82.9	80.1	77.2	74.3	75.8
45°	92.9	80.1	84.4	75.8	81.5	74.3	78.6	77.2	71.5	70.1	71.5
47.5°	90.1	78.6	82.9	74.3	78.6	71.5	75.8	72.9	67.2	65.8	67.2
50°	88.6	75.8	80.1	71.5	75.8	70.1	72.9	70.1	64.3	62.9	62.9
52.5°	87.2	74.3	78.6	68.6	72.9	64.3	68.6	65.8	60.0	58.6	58.6
55°	87.2	72.9	75.8	65.8	70.1	61.5	64.3	61.5	58.6	55.8	55.8
57.5°	85.8	70.1	74.3	62.9	65.8	58.6	61.5	58.6	54.3	52.9	52.9
60°	85.8	68.6	72.9	61.5	64.3	55.8	58.6	55.8	51.5	50.0	50.0
62.5°	90.1	71.5	74.3	62.9	64.3	55.8	57.2	52.9	48.6	48.6	47.2
65°	98.7	80.1	80.1	65.8	65.8	55.8	57.2	51.5	45.8	45.8	45.8
67.5°	107.2	88.6	87.2	70.1	68.6	55.8	55.8	48.6	42.9	42.9	42.9
70°	112.9	92.9	90.1	71.5	68.6	54.3	52.9	45.8	40.0	40.0	40.0
71°	111.5	92.9	88.6	70.1	65.8	51.5	51.5	44.3	38.6	38.6	37.2
72.5°	105.8	87.2	82.9	65.8	62.9	48.6	48.6	41.5	35.7	35.7	34.3
75°	90.1	74.3	70.1	55.8	52.9	42.9	41.5	34.3	31.5	30.0	30.0
77.5°	70.1	58.6	54.3	44.3	42.9	34.3	32.9	28.6	25.7	25.7	24.3
80°	50.0	41.5	38.6	30.0	27.2	22.9	24.3	21.4	20.0	20.0	18.6
82.5°	30.0	21.4	21.4	17.2	18.6	14.3	15.7	15.7	14.3	11.4	11.4
85°	15.7	10.0	12.9	7.1	10.0	4.3	7.1	5.7	5.7	4.3	4.3
87.5°	2.9	0.0	1.4	0.0	1.4	0.0	0.0	0.0	0.0	0.0	0.0
90°	0.0	0.0	0.0	0.0	0.0	0.0	0.0	0.0	0.0	0.0	0.0



REPORT NUMBER: P228089

CATALOG NUMBER: ISS-AF-800-LED-E1-SL2-7030

**CANDELA DISTRIBUTION (continued):**

	175°	180°
0°	853.6	853.6
2.5°	812.1	813.5
5°	756.3	759.2
7.5°	676.3	680.6
10°	580.5	583.3
12.5°	457.5	457.5
15°	320.3	323.1
17.5°	224.5	225.9
20°	188.7	190.2
22.5°	168.7	170.1
25°	150.1	151.6
27.5°	130.1	131.5
30°	117.2	118.7
32.5°	105.8	107.2
35°	95.8	95.8
37.5°	88.6	88.6
40°	81.5	81.5
42.5°	77.2	77.2
45°	72.9	72.9
47.5°	68.6	68.6
50°	64.3	65.8
52.5°	60.0	60.0
55°	55.8	55.8
57.5°	51.5	52.9
60°	48.6	48.6
62.5°	45.8	45.8
65°	44.3	44.3
67.5°	41.5	41.5
70°	38.6	38.6
71°	37.2	37.2
72.5°	34.3	34.3
75°	30.0	28.6
77.5°	24.3	24.3
80°	18.6	17.2
82.5°	11.4	10.0
85°	4.3	2.9
87.5°	0.0	0.0
90°	0.0	0.0

(END OF REPORT)